

## DuPage County Daily COVID-19 Update- October 30, 2020

Illinois reported 6,943 new cases and 37 deaths. Illinois now has a total of 402,401 positive tests and 9,711 deaths.

NOTE: Due to delays with the Illinois Department of Public Health (IDPH) reporting system used by local health departments, DCHD will not be providing a daily update of new cases and deaths until the issue is resolved. The current number of confirmed cases and deaths in DuPage County are available at the IDPH website here: <https://www.dph.illinois.gov/covid19/covid19-statistics>.

DuPage County Health Department (DCHD) recognizes that the COVID-19 Dashboard is an important tool for decision making and many within the community rely on these data. DCHD is working with IDPH to provide up-to-date information.

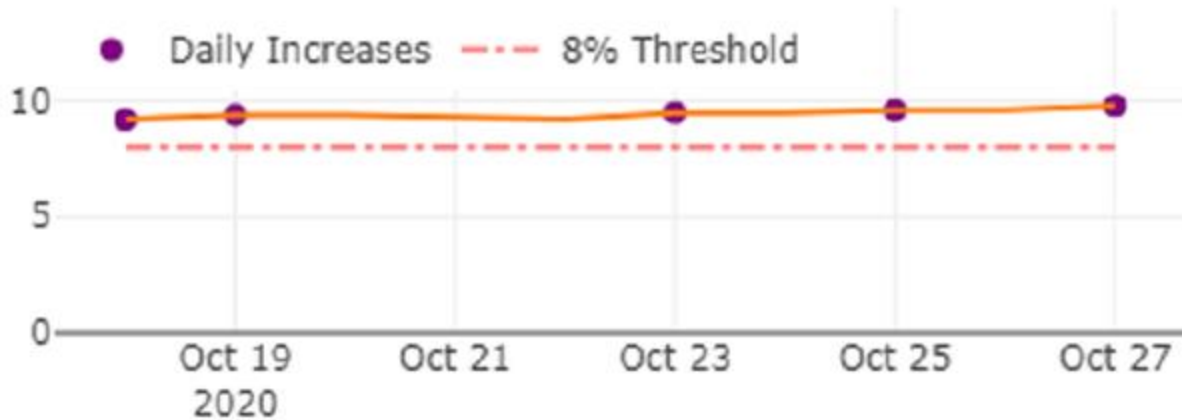
The CBTS at the DuPage County Fairgrounds collected 626 samples today. The wait time varied between approximately one hour fifteen minutes and two hours fourteen minutes.

Positivity Rate, Hospital Admissions, and Medical Bed and ICU Bed Availability metrics remain statistically stable for Region 8, which consists of DuPage County and Kane County.

Region 8 positivity rate as shown below, increased to 9.8 from 9.6 percent on the 7-day rolling average. Daily hospital admissions increased to 36 from 33 on the 7-day rolling average.

## Test Positivity 7 Day Rolling Average

5 Days of Positivity Increases



## Hospital Admissions 7 Day Rolling Average

9 Days of Hospital Admission Increases



The third metric shown below is medical and surgical bed availability. The target is to have at least 20 percent of the medical and surgical beds available. Today, Region 8 reports that 23 percent of its hospital beds are available and 40 percent of its ICU beds available.

# Hospital Availability 3 Day Rolling Average

Med Surg Bed Availability  
(20% threshold)

ICU Bed Availability  
(20% threshold)

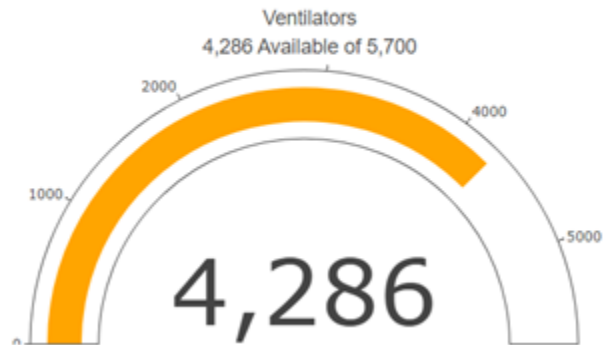
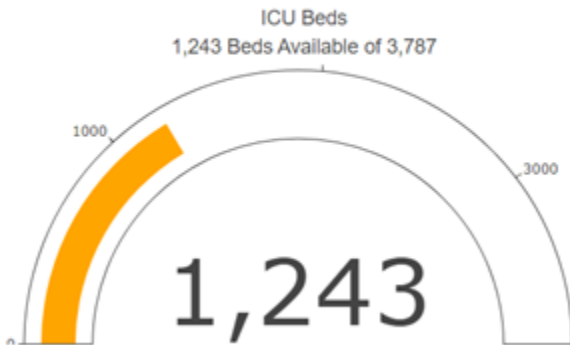


23%

40%

If Region 8 ICU beds and ventilators were unavailable, other regions would be used to care for sick patients. As such, the Illinois Department of Public Health makes us aware of the hospital and surgical bed availability throughout the state. Those numbers, as seen below, indicate that 1,243 ICU beds and 4,286 ventilators are available throughout the state.

## Illinois Hospital Availability



As you review the figures below, please be reminded that the serious or critical cases are defined as “the number of patients currently being treated in an Intensive Care Unit (ICU). A patient with

mild condition symptoms may range from asymptomatic or sick with conditions that require hospitalization but not treatment in an ICU. Statistics from the World Health Organization and CDC provide the following breakdown of global cases from earlier today:

Worldwide Cases total 45,851,028 compared to 45,211,104 yesterday

Deaths worldwide total 1,192,558 compared to 1,184,097 yesterday

Number of people who have completely recovered worldwide is now 33,194,716 compared to 32,899,174 yesterday

Globally, there are 11,463,754 active cases compared to 11,127,833 active cases yesterday. The active cases are divided between 'mild condition' cases and 'serious or critical condition' cases. Mild cases are now 99.3 percent of the worldwide active cases.

Global serious or Critical Condition cases: 83,133 compared to 82,230 yesterday

Worldwide mild condition cases: 11,380,621 compared to 11,045,603 yesterday

United States confirmed cases: 9,304,387 compared to 9,178,991 yesterday

US Deaths: 235,085 compared to 233,785 yesterday

Total US Recoveries: 6,015,051 compared to 5,957,155 yesterday

US Active cases: 3,054,251 compared to 2,988,051 yesterday

Serious or Critical Condition cases: 16,983 compared to 16,870 yesterday

Mild condition: 3,037,268 (99.4%) compared to 2,971,181 (99.4%) yesterday

If you have any questions, please feel free to contact me.

Sincerely,

**Dennis Brennan**

External Affairs Manager

DuPage County Health Department

630-221-7551 Office

708-268-2821 Cell